

makes it look crooked? Does the horse have crooked legs, shoulder atrophy or concavity along either side of the dorsal spine in the saddle region or just behind it? Any of these things are abnormal and need to be taken into consideration," says Mitchell.

He goes over the horse thoroughly, palpating specific areas that can give a clue regarding soreness. "If certain muscles are sore, it may be because the horse is carrying himself in a particular way. It's also important to check neck mobility and range of motion before we go ahead with a typical lameness examination," he says.

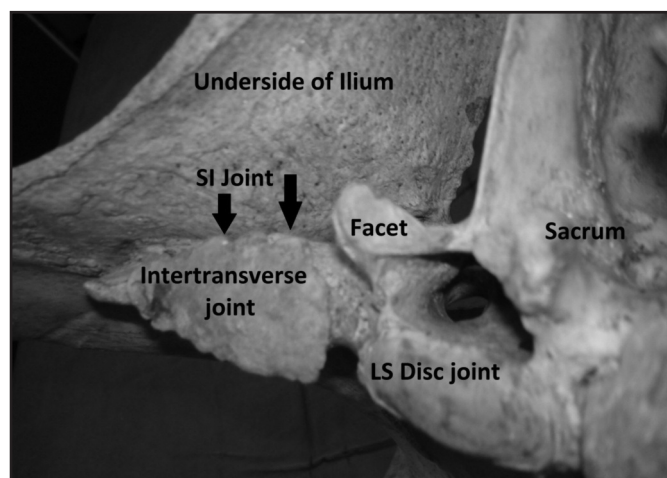
"The veterinarian needs to listen to what the rider or trainer says about how the horse is working, and perceived difficulties such as head carriage, whether or not the horse can engage the hind end and work from underneath himself, etc., or if he's strung out with a hollow back," says Mitchell.

The experienced observer will watch how the horse moves in response to rider weight—with the rider sitting, posting, or standing out of the saddle, or posting on the wrong diagonal, big circles, little circles, hard ground, soft ground, etc. All of this can give a clue about whether this horse might have a back problem or a limb lameness.

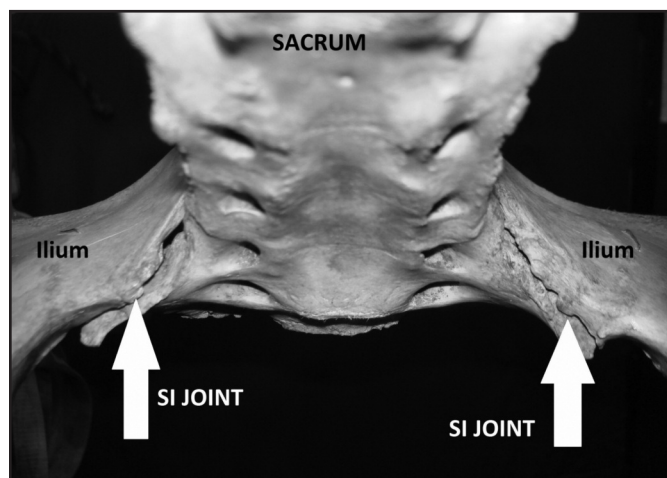
If lameness is detected after a flexion test, the veterinarian can do a nerve block or further diagnostics to determine if the lameness originates in the back or is related to a limb problem. "If with further examination, it appears that more of the signs are coming directly



Kleider-rectal ultrasound of lumbosacral.



Kleider-SI and LS joints with Lumbar vertebrae removed.



Kleider underside and view from behind of the SI joint.

from the back, the use of rider weight/and or application of a surcingle (and weight) may give clues to how the horse responds to pressure on the back," says Mitchell. Many back-related lamenesses go undiagnosed because the examining veterinarian doesn't put a rider on the horse.

"If symptoms and examinations lead us to decide that the back itself is the source of discomfort—somewhere from the withers to the top of the croup—there are a number of things that can be done diagnostically for further evaluation of the horse with and without a rider, with and without tack, watching how the horse moves," he says.

"Radiographs of the back, with today's new digital x-ray equipment, have made it so most equine veterinarians can get good radiographs of the dorsospinous processes of withers and back. Careful ultrasound examination can also help veterinarians evaluate problems of the back, including issues with dorsal longitudinal ligaments, etc. The facette joints can also be evaluated with ultrasound. The supraspinous ligament is the large ligament that runs down the top of the back and keeps all the spinous processes in line with one another. This ligament can become swollen and irritated, and can easily be evaluated with ultrasound by an experienced veterinarian. The veterinarian can radiograph the spinous processes and examine them for impingement ("kissing spines") or evidence of possible fractures," he says.

"For sacroiliac problems, we still do rectal ultrasound examinations to assess the lumbo-sacral joint and L4, L5 and L6 lumbar spaces,

Continued on next page



Down on the Farm Cont'd.

and the sacroiliac joint. This requires some experience, but examining these areas via rectal ultrasound can be very valuable." He looks at the nerve roots in the lumbosacral and sacral areas that combine to form the sciatic nerve to see if there are bony changes.

"We used to do some local anesthesia in the back, but results are very non-specific. Local anesthesia between the dorsal spinous processes might relieve symptoms but is not necessarily identifying where the problem is," says Mitchell.

Nuclear scintigraphy (bone scan) is useful in identifying chronic arthritis, chronic bone problems, and chronic sacroiliac inflammation in the back. "This can help elucidate what's going on, if other methods have failed to do so. It can let us know we need to radiograph or ultrasound a certain area—perhaps the withers or neck if the scan shows a hot cervical facet joint," says Mitchell.

Treatments

Treatment for a back problem will depend upon the nature of the injury. Muscle or ligament strain would be treated differently than an arthritic condition with bony proliferative changes or erosive changes.

"With a back problem, in which the horse is functioning poorly, our goal is to make the horse comfortable enough to work and get fit again. It's the same thing we try to do with people. If you can get the patient rehabilitated well enough to be relatively pain free, then the patient can function enough to exercise and become stronger—thereby supporting the otherwise impaired back," says Mitchell.

"We try to relieve pain and increase motion and mobility. If we can get these horses comfortable and working again they may be able to function in such a way that they can maintain mobility of these joints. We may inject the neck or lumbar facet joints with corticosteroids, under ultrasonic guidance to put the medication directly into the joint. This relieves the inflammation and then we try to get the horse on a program of exercise to encourage better carriage of the body," he says.

"Sacroiliac strains sometimes require time off. It depends on severity; if a horse is quite lame with a recent sacroiliac injury we may treat it with an intra-articular injection in the sacroiliac joint, but there may be so much trauma and inflammation in the surrounding ligaments

that the horse needs rest, to let these structures heal a little. You may be looking at 30 to 90 days in which the horse needs a break from work," he says.

In some instances, injections are also given between the spinous processes when there is impingement and bony proliferative change between the vertebrae. "We can inject locally between the affected vertebrae to relieve inflammation and soreness, to try to improve the horse's mobility and get him to raise his back, if he can," says Mitchell.

Many horses continue to work, in spite of sacroiliac problems. They periodically need treatment, but might have a chance to heal more completely and get over the injuries—such as damage to the ligaments that support the joint—if they had some time off. "Some horses, however, are predisposed to sacroiliac problems because of their conformation. So you won't eliminate all the problems just by giving them a rest," he explains.

"We often use non-steroidal anti-inflammatories drugs (NSAID) and muscle relaxants as a starting point. A muscle relaxant such as methocarbamol has benefit for some horses with back pain and muscle soreness, when used in conjunction with anti-inflammatories. But when people keep the horse on it for long periods it loses its efficacy," he says.

The NSAIDs like bute, Banamine and ketoprofen can be helpful. "Some of the newer ones, like Equioxx, are beneficial because they are kind to the gut, especially if the horse has had ulcers. We've found that some horses respond very well to certain types of regional injections. Horses with caudal sacral soreness may respond to caudal epidural injections of corticosteroids. Local injections are another technique that may be beneficial," says Mitchell.

"Shock wave therapy can be useful for reduction of back pain. Those areas are accessible to a shock wave device. If you know where to target this treatment, you can significantly reduce pain, even though it doesn't cure anything," he says.

Acupuncture can also be useful for lower degrees of discomfort, and to support and improve what is being accomplished with direct medical therapy. "Mesotherapy, used for pain, is also beneficial. This involves use of very small intradermal needles to inject local anesthetic and corticosteroids in small doses into dermal layers of the skin in multiple spots along the back. This affects the pain reflex and helps reduce pain locally and get the horse's back to relax. The combination of corticosteroids and

Breed Related Injuries

Certain breeds and careers have more problems in certain areas. In general, horses with a short back tend to have more joint and bony problems, while horses with a long back tend to have more muscle and ligament problems. Thoroughbred racehorses

tend to have more sacroiliac problems and stress fractures. In a post-mortem study, 50 percent (18 out of 36) Thoroughbred racehorses had vertebral stress fractures—which may contribute to back pain and poor performance.

anesthetic rapidly reduces sensitivity of these areas and breaks the pain cycle, and the horse becomes very comfortable, very quickly," explains Mitchell.

"Mesotherapy is a technique developed in France. We use a great deal of mesotherapy for back pain and find it useful for relieving muscle spasms. We use it to complement joint injections of the hocks, stifles or low back or neck. There may still be some spasms and discomfort after joint injections so we use the mesotherapy to reduce these, and horses respond very nicely," he says. If the horse just has muscle soreness and strain, you can do mesotherapy and relieve it. But if he has muscle strain or muscle tension secondary to arthritis in his back, you need to treat the arthritic area at the same time.

Some owners and trainers utilize chiropractics but Mitchell feels this is overrated. "I don't discourage chiropractic therapy. I think it can be very helpful as a management tool, but I don't think it cures anything. You won't cure degenerative arthritis with chiropractic methods or any of these complementary therapies by themselves," he says.

"If a horse has to see a chiropractor very often, maybe it should see a veterinarian who knows something about diagnosing back problems. Maybe there's something going on that needs to be addressed in a different fashion. Sometimes people resort to or rely on chiropractic therapy because perhaps the last veterinarian who looked at their

horse wasn't very good at diagnosing back problems," says Mitchell.

"It is important to find a veterinarian who is interested in how the biomechanics of the back work and how it relates to limb lameness, and how to separate the horse who has a painful back as a primary problem from a horse who has a painful back because of a lower limb lameness," he says.

"In many cases where there's degenerative arthritis in the back and changes between the dorsal spinous processes, we've found that the new drug Tildren (used for navicular disease) is effective for relieving pain associated with bony changes in the back and neck. That drug may be of benefit when there are severe degenerative changes. We feel that if we give the horse Tildren and slow down that process, we reduce pain."

In an acute injury, traditional treatments with ice packs help reduce immediate pain and soreness. "Later, when back pain is more chronic, moist heat may be beneficial to give relief—to help the horse warm up and get loose, and work more comfortably. Pulsating magnetic therapy devices may also help with this. Some are stronger than others and may work to reduce pain," he says. Other physical therapy tools such as magnetic blankets, heat blankets, massage and chiropractic therapy can help with muscle soreness and chronic ligament soreness to loosen the horse up and help them feel better. 🐾

California-Bred/California-Sired Stakes Races—October to December



SANTA ANITA PARK

Saturday, October 29 - California Cup XXII

\$175,000 California Cup Classic Stakes—Presented by City National Bank
Three-Year-Olds & Up
1 1/8 Miles (Turf)

\$125,000 John Deere California Cup Distaff Stakes
Three-Year-Olds & Up, Fillies & Mares
about 6 1/2 Furlongs (Turf)

\$100,000 California Cup Sprint Stakes
Three-Year-Olds & Up
6 Furlongs

\$100,000 California Cup Juvenile Stakes
Two-Year-Old Colts & Geldings
1 1/16 Miles

\$100,000 California Cup Juvenile Fillies Stakes
Two-Year-Old Fillies
1 1/16 Miles

HOLLYWOOD PARK

Sunday December 11
\$80,000 Cat's Cradle Handicap
Three-Year-Old & Up, Fillies & Mares
7 1/2 Furlongs

Sunday December 18
\$80,000 On Trust Handicap
Three-Year-Old & Up
7 1/2 Furlongs

GOLDEN GATE FIELDS

Saturday December 17
\$75,000 Pacific Heights Stakes
Three-Year-Old & Up, Fillies & Mares
1 1/8 Miles (Turf)



Leading Sires in California

Available Statistics Through September 5, 2011

Leading Sires by Money Won

Rank	Sire	Runners	Starts	Races Won	Earnings
1.	Unusual Heat	101	555	74	\$3,431,735
2.	Benchmark	137	648	93	2,433,732
3.	Tribal Rule	113	441	83	2,393,203
4.	Kafwain	127	619	87	1,861,712
5.	Southern Image	93	475	85	1,658,838
6.	Old Topper	130	630	93	1,551,427
7.	Bertrando	94	405	60	1,413,247
8.	Swiss Yodeler	122	651	77	1,362,784
9.	In Excess (Ire)†	104	492	60	1,294,985
10.	Salt Lake*	94	481	73	1,255,406
11.	Ministers Wild Cat	66	383	69	1,180,588
12.	Marino Marini	90	406	75	1,124,640
13.	Stormin Fever	101	481	56	1,042,667
14.	Decarchy	72	337	50	847,229
15.	Sea of Secrets	84	429	58	786,314
16.	Atticus	58	242	40	765,312
17.	Good Journey	36	142	20	751,414
18.	Skimming•	69	366	65	733,106
19.	Freespool	74	436	53	713,786
20.	Cee's Tizzy†	55	276	36	713,208
21.	Redattore (Brz)•	65	295	32	704,460
22.	Formal Gold•	68	402	48	695,356
23.	Olmodavor#	62	334	54	651,459
24.	Siberian Summer*	56	308	38	642,845
25.	High Brite*	64	353	41	636,462
26.	Perfect Mandate	52	273	34	571,905
27.	Popular	22	116	32	526,080
28.	Ten Most Wanted	51	339	28	525,814
29.	Safe in the U S A#	28	144	28	518,298
30.	Roar*	47	250	45	518,044
31.	Terrell	46	224	42	490,139
32.	Vronsky	24	100	9	486,691
33.	Globalize	39	227	27	464,315
34.	Tizbud	31	109	18	454,354
35.	Momentum	56	291	36	441,515
36.	Lucky Pulpit	22	77	10	406,905
37.	Western Fame	34	149	23	361,220
38.	Comic Strip	37	171	24	359,666
39.	Capsized	26	125	19	356,675
40.	Memo (Chi)•	29	140	25	313,713
41.	Tannersmyman	26	135	20	303,107
42.	Gotham City	30	130	20	290,382
43.	Game Plan	41	201	19	281,294
44.	One Man Army	15	96	8	255,925
45.	Crafty C. T.•	21	92	11	236,936
46.	Ancient Art	17	78	8	235,777
47.	Birdonthewire	16	72	14	234,263
48.	Singletary	28	108	11	227,054
49.	Suances (GB)	21	79	9	222,883
50.	Trapper	11	68	14	218,592

Leading Sires by Number of Races Won

Rank	Sire	Runners	Starts	Races Won	Earnings
1.	Benchmark	137	648	93	\$2,433,732
	Old Topper	130	630	93	1,551,427
3.	Kafwain	127	619	87	1,861,712
4.	Southern Image	93	475	85	1,658,838
5.	Tribal Rule	113	441	83	2,393,203
6.	Swiss Yodeler	122	651	77	1,362,784
7.	Marino Marini	90	406	75	1,124,640
8.	Unusual Heat	101	555	74	3,431,735
9.	Salt Lake*	94	481	73	1,255,406
10.	Ministers Wild Cat	66	383	69	1,180,588
11.	Skimming•	69	366	65	733,106
12.	Bertrando	94	405	60	1,413,247
	In Excess (Ire)†	104	492	60	1,294,985
14.	Sea of Secrets	84	429	58	786,314
15.	Stormin Fever	101	481	56	1,042,667
16.	Olmodavor#	62	334	54	651,459
17.	Freespool	74	436	53	713,786
18.	Decarchy	72	337	50	847,229
19.	Formal Gold•	68	402	48	695,356
20.	Roar*	47	250	45	518,044

Leading Sires by Average Earnings Per Runner (Minimum 10 Runners)

Rank	Sire	Runners	Races Won	Earnings	Average Earnings/Runner
1.	Unusual Heat	101	74	\$3,431,735	\$33,978
2.	Popular	22	32	526,080	23,913
3.	Tribal Rule	113	83	2,393,203	21,179
4.	Good Journey	36	20	751,414	20,873
5.	Vronsky	24	9	486,691	20,279
6.	Trapper	11	14	218,592	19,872
7.	Safe in the U S A#	28	28	518,298	18,511
8.	Lucky Pulpit	22	10	406,905	18,496
9.	Ministers Wild Cat	66	69	1,180,588	17,888
10.	Southern Image	93	85	1,658,838	17,837
11.	Benchmark	137	93	2,433,732	17,764
12.	One Man Army	15	8	255,925	17,062
13.	Extra	10	5	154,135	15,414
14.	Bertrando	94	60	1,413,247	15,035
15.	Stormed	14	5	209,035	14,931
16.	Kafwain	127	87	1,861,712	14,659
17.	Tizbud	31	18	454,354	14,657
18.	Birdonthewire	16	14	234,263	14,641
19.	Poteen	12	4	169,258	14,105
20.	Ancient Art	17	8	235,777	13,869

Leading Sires by Number of Winners

Rank Sire	Runners	Winners	Races Won	Earnings
1. Benchmark.....	137	67	93	\$2,433,732
2. Old Topper	130	63	93	1,551,427
3. Tribal Rule	113	60	83	2,393,203
4. Kafwain	127	59	87	1,861,712
5. Southern Image.....	93	56	85	1,658,838
6. Marino Marini	90	54	75	1,124,640
7. Swiss Yodeler.....	122	51	77	1,362,784
8. Unusual Heat	101	46	74	3,431,735
9. Bertrando	94	43	60	1,413,247
10. Salt Lake*	94	42	73	1,255,406
11. In Excess (Ire)†	104	41	60	1,294,985
12. Ministers Wild Cat.....	66	40	69	1,180,588
Sea of Secrets.....	84	40	58	786,314
14. Stormin Fever.....	101	38	56	1,042,667
15. Skimming*	69	36	65	733,106
16. Decarchy	72	32	50	847,229
Freespool	74	32	53	713,786
18. Formal Gold*.....	68	31	48	695,356
Olmodavor#	62	31	54	651,459
Siberian Summer*	56	31	38	642,845

Leading Sires by Turf Earnings (Minimum 50 Starts Lifetime)

Rank Sire	Runners	Starts	Winners	Races Won	Earnings
1. Unusual Heat	55	183	16	24	\$1,656,784
2. Tribal Rule	25	66	10	13	540,284
3. Benchmark.....	42	99	10	10	533,159
4. Bertrando	31	58	4	5	424,792
5. Good Journey	21	58	6	8	418,903
6. Cee's Tizzy†.....	16	45	7	10	386,853
7. In Excess (Ire)†.....	34	77	7	9	362,765
8. Atticus.....	20	48	5	6	301,909
9. Redattore (Brz)*	30	67	6	6	281,923
10. Skimming*	16	46	6	8	272,767
11. Old Topper	21	47	5	7	247,823
12. Vronsky	13	30	3	3	243,048
13. Siberian Summer*	22	74	7	12	232,710
14. Kafwain	32	66	7	10	218,846
15. Southern Image.....	28	67	5	6	218,654
16. Swiss Yodeler.....	19	39	4	8	218,334
17. Popular.....	3	8	2	5	213,690
18. Decarchy.....	23	54	5	7	185,187
19. Perfect Mandate	12	20	2	3	165,662
20. Ministers Wild Cat.....	17	30	6	8	165,554

Leading Sires by Median Earnings Per Runner (Minimum 10 Runners)

Rank Sire	Runners	Races Won	Earnings	Median Earnings/Runner
1. Safe in the U S A#	28	28	\$518,298	\$12,768
2. Unusual Heat	101	74	3,431,735	11,880
3. Our New Recruit	11	9	144,334	11,335
4. Southern Image	93	85	1,658,838	10,405
5. Trapper	11	14	218,592	8,800
6. Popular	22	32	526,080	8,511
7. Ministers Wild Cat	66	69	1,180,588	8,345
8. Marino Marini.....	90	75	1,124,640	8,338
9. Roman Dancer.....	13	16	145,872	8,312
10. Memo (Chi)*	29	25	313,713	8,076
11. Roar*.....	47	45	518,044	7,943
12. Affirmative.....	10	2	116,663	7,840
13. Tribal Rule	113	83	2,393,203	7,484
14. Capsized.....	26	19	356,675	6,850
15. Takin It Deep.....	15	9	106,472	6,785
16. Gotham City	30	20	290,382	6,675
17. Olmodavor#	62	54	651,459	6,666
18. Blazonry.....	11	8	118,926	6,633
19. Perfect Mandate	52	34	571,905	6,525
20. Vronsky	24	9	486,691	6,524

Leading Sires by Average Earnings Per Start (Minimum 50 Starts)

Rank Sire	Runners	Starts	Earnings	Average Earnings/Start
1. Unusual Heat	101	555	\$3,431,735	\$6,183
2. Tribal Rule	113	441	2,393,203	5,427
3. Good Journey	36	142	751,414	5,292
4. Lucky Pulpit	22	77	406,905	5,284
5. Vronsky	24	100	486,691	4,867
6. Popular.....	22	116	526,080	4,535
7. Tizbud	31	109	454,354	4,168
8. Benchmark.....	137	648	2,433,732	3,756
9. Safe in the U S A#.....	28	144	518,298	3,599
10. Southern Image	93	475	1,658,838	3,492
11. Bertrando	94	405	1,413,247	3,490
12. Stormed	14	62	209,035	3,372
13. Birdonthewire.....	16	72	234,263	3,254
14. Trapper.....	11	68	218,592	3,215
15. Atticus	58	242	765,312	3,162
16. Ministers Wild Cat.....	66	383	1,180,588	3,082
17. Ancient Art	17	78	235,777	3,023
19. Kafwain	127	619	1,861,712	3,008
19. Capsized	26	125	356,675	2,853
20. Suances (GB).....	21	79	222,883	2,821

The statistics contained in these rankings are compiled by The Jockey Club Information Systems Inc. (TJCIS). While every effort is made to prevent errors and omissions, California Thoroughbred cannot guarantee their complete and total accuracy. A dagger (†) indicates that a stallion has been pensioned, an asterisk (*) that he has died, a dot (•) that he is now standing elsewhere, a number sign (#) that he did not stand in California in 2010 but is standing in the state in 2011, a double dagger (‡) that he is not standing in California in 2011 but will stand in the state in 2012 and in bold that he is a freshman sire. In all cases, a sire will remain in the rankings until the year after his last California foals are two-year-olds. Statistics cover racing in North America (U.S., Canada and Puerto Rico), England, France, Germany, Hong Kong, Ireland, Italy, Japan, Mexico, Saudi Arabia and the United Arab Emirates only.



Leading Lifetime Sires
in California

Available Statistics Through September 5, 2011

Crops of Stallion, Year Foaled, Sire	Crops of Racing Age	Average Crop Size	Named Foals of Racing Age	Runners		2-Y-O Winners		Stakes Winners		Graded Stakes Winners		Progeny Earnings	Average Earnings Index	Comparable Index
				Runners	Winners	Winners	Winners	Winners	Winners					
1. Unusual Heat, 1990, by Nureyev	11	46	507	354-70%	253-50%	26-5%	28-6%	10-2%	\$30,848,737	2.19	1.17			
2. Cee's Tizzy†, 1987, by Relaunch	18	40	717	492-69%	360-50%	58-8%	39-5%	9-1%	\$35,894,686	1.70	1.17			
In Excess (Ire)†, 1987, by Siberian Express	16	59	943	668-71%	488-52%	112-12%	62-7%	11-1%	\$41,704,775	1.70	1.44			
4. Good Journey, 1996, by Nureyev	6	51	305	110-36%	60-20%	8-3%	3-1%	2-1%	\$4,151,229	1.57	1.03			
5. Tribal Rule, 1996, by Storm Cat	6	60	359	198-55%	129-36%	55-15%	19-5%	2-1%	\$9,737,849	1.53	1.20			
6. Roar*, 1993, by Forty Niner	12	56	666	517-73%	400-60%	98-15%	43-6%	22-3%	\$23,916,300	1.49	1.36			
7. One Man Army, 1994, by Roman Diplomat	6	10	62	44-71%	27-44%	2-3%	4-6%	1-2%	\$2,224,882	1.44	0.91			
8. Salt Lake*, 1989, by Deputy Minister	16	77	1,230	1,010-82%	810-66%	240-20%	70-6%	23-2%	\$58,979,931	1.43	1.42			
Vronsky, 1999, by Danzig	4	16	64	29-45%	13-20%	1-2%	0-0%	0-0%	\$1,035,005	1.43	0.82			
10. Bertrando, 1989, by Skywalker	15	65	980	695-71%	484-49%	113-12%	52-5%	12-1%	\$40,417,570	1.41	1.57			
11. Memo (Chi)*, 1987, by Mocito Guapo (Arg)	14	37	517	329-64%	233-45%	42-8%	28-5%	9-2%	\$17,681,232	1.35	1.13			
12. Birdonthewire, 1989, by Proud Birdie	14	18	246	178-72%	129-52%	37-15%	10-4%	1-0%	\$11,509,121	1.31	1.40			
13. Benchmark, 1991, by Alydar	10	61	610	447-73%	328-54%	88-14%	31-5%	8-1%	\$23,738,052	1.29	1.19			
14. Stormin Fever, 1994, by Storm Cat	9	66	592	443-75%	315-53%	102-17%	30-5%	12-2%	\$24,781,499	1.26	1.46			
15. Safe in the U S A#, 1999, by Gone West	4	15	59	41-69%	34-58%	16-27%	1-2%	0-0%	\$1,641,589	1.22	1.11			
16. Beau Genius†, 1985, by Bold Ruckus	18	41	746	609-82%	458-61%	138-18%	39-5%	5-1%	\$34,445,822	1.19	1.16			
17. Formal Gold*, 1993, by Black Tie Affair (Ire)	10	45	454	351-77%	274-60%	76-17%	19-4%	5-1%	\$17,820,654	1.18	1.39			
18. Robannier, 1991, by Batonnier	12	8	97	63-65%	37-38%	8-8%	3-3%	0-0%	\$2,895,234	1.16	1.10			
19. Olympio, 1988, by Naskra	16	31	501	382-76%	286-57%	60-12%	30-6%	4-1%	\$18,791,517	1.12	1.32			
20. Atticus, 1992, by Nureyev	11	37	411	304-74%	181-44%	38-9%	12-3%	5-1%	\$12,322,761	1.10	1.52			
Kafwain, 2000, by Cherokee Run	5	73	364	257-71%	169-46%	63-17%	15-4%	4-1%	\$9,047,912	1.10	1.33			
22. Kelly Kip†, 1994, by Kipper Kelly	8	13	107	85-79%	72-67%	16-15%	2-2%	1-1%	\$4,278,880	1.08	1.02			
Swiss Yodeler, 1994, by Eastern Echo	10	64	642	488-76%	340-53%	144-22%	23-4%	2-0%	\$22,602,732	1.08	1.07			
24. Siberian Summer*, 1989, by Siberian Express	10	36	364	282-77%	202-55%	26-7%	13-4%	4-1%	\$11,701,982	1.07	0.89			
Snow Chief*, 1983, by Reflected Glory	20	13	263	181-69%	111-42%	27-10%	9-3%	1-0%	\$5,638,703	1.07	1.30			
26. High Brite*, 1984, by Best Turn	20	46	914	704-77%	569-62%	143-16%	46-5%	9-1%	\$34,841,315	1.06	1.19			
Popular, 1999, by Saint Ballado	4	16	65	36-55%	28-43%	12-18%	1-2%	0-0%	\$1,138,344	1.06	0.98			
Redatore (Brz)*, 1995, by Roi Normand	5	94	470	269-57%	159-34%	40-9%	14-3%	12-3%	\$4,778,093	1.06	1.21			
29. Decarchy, 1997, by Distant View	5	47	235	134-57%	90-38%	29-12%	6-3%	0-0%	\$4,759,309	1.04	1.00			
30. Southern Image, 2000, by Halo's Image	3	93	278	127-46%	83-30%	25-9%	3-1%	2-1%	\$3,591,479	1.03	1.46			
31. Silic (Fr), 1995, by Sillery	7	19	136	101-74%	64-47%	11-8%	1-1%	1-1%	\$6,519,260	1.02	0.95			
Tizbud, 1999, by Cee's Tizzy	4	23	93	39-42%	17-18%	4-4%	1-1%	0-0%	\$857,784	1.02	0.93			
33. Lake George, 1992, by Vice Regent	12	13	158	97-61%	59-37%	10-6%	5-3%	1-1%	\$4,128,685	0.99	1.05			
Old Topper, 1995, by Gilded Time	8	56	451	334-74%	253-56%	97-22%	17-4%	0-0%	\$12,896,837	0.99	0.90			
35. Perfect Mandate, 1996, by Gone West	8	36	288	145-50%	89-31%	17-6%	11-4%	0-0%	\$5,206,226	0.98	1.26			
Sea of Secrets, 1995, by Storm Cat	9	46	410	316-77%	233-57%	71-17%	20-5%	2-0%	\$15,813,795	0.98	1.10			
37. Ministers Wild Cat, 2000, by Deputy Minister	3	57	170	89-52%	58-34%	23-14%	7-4%	0-0%	\$2,201,090	0.96	1.04			
38. Marino Marini, 2000, by Storm Cat	4	48	193	118-61%	82-42%	24-12%	4-2%	0-0%	\$3,240,798	0.94	1.05			
39. Western Fame, 1992, by Gone West	10	27	272	181-67%	132-49%	44-16%	13-5%	0-0%	\$7,161,418	0.93	0.82			
40. Michael's Flyer†, 1986, by Flying Paster	16	7	106	51-48%	27-25%	5-5%	3-3%	0-0%	\$1,894,091	0.92	0.59			
Olmodavor#, 1999, by A.P. Indy	4	43	170	112-66%	76-45%	22-13%	4-2%	1-1%	\$3,096,257	0.92	1.38			
42. Iron Cat, 1995, by Storm Cat	10	13	127	93-73%	75-59%	7-6%	5-4%	0-0%	\$3,145,957	0.90	1.03			
Tannersmyman, 1998, by Lord Carson	6	14	83	45-54%	25-30%	7-8%	2-2%	1-1%	\$1,142,448	0.90	0.75			
Thisnearlywasmine, 1994, by Capote	7	8	56	36-64%	24-43%	5-9%	0-0%	0-0%	\$1,283,757	0.90	0.76			
45. Crafty C.T., 1998, by Crafty Prospector	5	18	89	47-53%	34-38%	9-10%	1-1%	0-0%	\$1,794,800	0.88	0.94			
Epic Honor, 1996, by Honor Grades	8	9	70	49-70%	38-54%	6-9%	1-1%	0-0%	\$2,184,778	0.88	0.74			
Poteen, 1994, by Irish River (Fr)	6	12	71	50-70%	36-51%	4-6%	3-4%	0-0%	\$1,799,525	0.88	0.80			
Suances (GB), 1997, by Most Welcome (GB)	4	17	66	29-44%	13-20%	2-3%	1-2%	0-0%	\$700,550	0.88	1.26			
49. Latin American, 1988, by Riverman	14	22	307	205-67%	132-43%	28-9%	6-2%	2-1%	\$6,546,246	0.87	1.11			
Roman Dancer, 1999, by Polish Numbers	5	11	55	32-58%	19-35%	3-5%	2-4%	0-0%	\$821,877	0.87	1.00			
Stormy Jack, 1997, by Bertrando	5	26	129	52-40%	28-22%	10-8%	2-2%	1-1%	\$1,423,323	0.87	0.72			

These statistics are for active California-based sires with a minimum of 50 foals of racing age, ranked here by lifetime Average Earnings Index (AEI). The statistics contained in these rankings are compiled by The Jockey Club Information Systems Inc. (TJCIS). While every effort is made to prevent errors and omissions, California Thoroughbred cannot guarantee their complete and total accuracy. A dagger (†) indicates that a stallion has been pensioned, an asterisk (*) that he has died, a dot (•) that he is now standing elsewhere, a number sign (#) that he did not stand in California in 2010 but is standing in the state in 2011, a double dagger (‡) that he is not standing in California in 2011 but will stand in the state in 2012 and in bold that he is a freshman sire. In all cases, a sire will remain in the rankings until the year after his last California foals are two-year-olds. Statistics cover racing in North America (U.S., Canada and Puerto Rico), England, France, Germany, Hong Kong, Ireland, Italy, Japan, Mexico, Saudi Arabia and the United Arab Emirates (UAE) only. Percentages are based upon number of foals of racing age.

Available Statistics Through September 5, 2011



Leading Sires Of Two-Year-Olds by Money Won

Rank	Sire	Runners	Starts	Races Won	Earnings
1.	Tribal Rule	26	62	14	\$569,183
2.	Swiss Yodeler	14	41	4	224,393
3.	Kafwain	13	34	6	151,055
4.	Awesome Gambler	8	20	2	146,652
5.	Decarchy	9	13	6	146,295
6.	Roar*	7	19	4	136,003
7.	Unusual Heat	11	28	1	129,616
8.	Globalize	2	5	3	106,250
9.	Marino Marini	11	28	7	89,307
10.	Tannersmyman	4	11	3	84,020
11.	Lucky Pulpit	8	16	1	82,301
12.	Capsized	5	14	3	80,893
13.	In Excess (Ire)†	8	13	2	76,360
14.	Popular	3	10	4	73,012
15.	Bertrando	8	14	1	72,025
16.	Southern Image	11	33	4	68,113
17.	Benchmark	5	9	2	64,163
18.	Don'tsellmeshort	4	20	1	62,250
19.	Rio Verde	6	18	1	58,846
20.	Safe in the U S A#	2	7	2	51,706
21.	Old Topper	7	11	2	50,543
22.	Momentum	4	9	1	48,424
23.	Perfect Mandate	4	11	3	45,340
24.	Sea of Secrets	8	18	2	43,060
25.	Game Plan	5	8	1	40,164



TRIBAL RULE (BALLENA VISTA FARM)
Leading Two-Year-Old Sire in California
by Money Won, Average Earnings Per Runner
and Number of Winners
through September 5, 2011.

Leading Sires Of Two-Year-Olds by Average Earnings Per Runner (Minimum 5 Runners)

Rank	Sire	Runners	Races Won	Earnings	Average Earnings/Runner
1.	Tribal Rule	26	14	\$569,183	\$21,892
2.	Roar*	7	4	136,003	19,429
3.	Awesome Gambler	8	2	146,652	18,332
4.	Decarchy	9	6	146,295	16,255
5.	Capsized	5	3	80,893	16,179
6.	Swiss Yodeler	14	4	224,393	16,028
7.	Benchmark	5	2	64,163	12,833
8.	Unusual Heat	11	1	129,616	11,783
9.	Kafwain	13	6	151,055	11,620
10.	Lucky Pulpit	8	1	82,301	10,288
11.	Rio Verde	6	1	58,846	9,808
12.	In Excess (Ire)†	8	2	76,360	9,545
13.	Bertrando	8	1	72,025	9,003
14.	Marino Marini	11	7	89,307	8,119
15.	Game Plan	5	1	40,164	8,033

Leading Sires Of Two-Year-Olds by Number of Winners

Rank	Sire	Runners	Winners	Races Won	Earnings
1.	Tribal Rule	26	10	14	\$569,183
2.	Kafwain	13	6	6	151,055
	Marino Marini	11	6	7	89,307
4.	Decarchy	9	5	6	146,295
5.	Swiss Yodeler	14	4	4	224,393
	Roar*	7	4	4	136,003
	Southern Image	11	4	4	68,113
8.	Popular	3	3	4	73,012
	Perfect Mandate	4	3	3	45,340
	Stormy Jack	7	3	5	32,629
11.	Awesome Gambler	8	2	2	146,652
	Tannersmyman	4	2	3	84,020
	Capsized	5	2	3	80,893
	In Excess (Ire)†	8	2	2	76,360
	Benchmark	5	2	2	64,163
	Safe in the U S A#	2	2	2	51,706
	Old Topper	7	2	2	50,543
	Sea of Secrets	8	2	2	43,060
	Olmodavor#	6	2	2	32,005
	Ministers Wild Cat	8	2	2	20,917

The statistics contained in these rankings are compiled by The Jockey Club Information Systems Inc. (TJCIS). While every effort is made to prevent errors and omissions, California Thoroughbred cannot guarantee their complete and total accuracy. A dagger (†) indicates that a stallion has been pensioned, an asterisk (*) that he has died, a dot (•) that he is now standing elsewhere, a number sign (#) that he did not stand in California in 2010 but is standing in the state in 2011, a double dagger (‡) that he is not standing in California in 2011 but will stand in the state in 2012 and in bold that he is a freshman sire. In all cases, a sire will remain in the rankings until the year after his last California foals are two-year-olds. Statistics cover racing in North America (U.S., Canada and Puerto Rico), England, France, Germany, Hong Kong, Ireland, Italy, Japan, Mexico, Saudi Arabia and the United Arab Emirates only.



Regional Race Meetings, Stakes Races and Sale Dates

2011 REGIONAL RACE MEETINGS

Pacific Racing Association, Golden Gate Fields, Albany	Aug. 19-Oct. 2
Pacific Racing Association, Santa Anita Park, Arcadia	Sept. 30-Nov. 6
The Big Fresno Fair, Fresno	Oct. 5-16
Pacific Racing Association, Golden Gate Fields, Albany	Oct. 19-Dec. 18
Hollywood Park, Inglewood	Nov. 10-Dec. 18

OCTOBER AND NOVEMBER 2011 REGIONAL STAKES RACES


Date	Track	Stakes (Grade)	Conditions	Distance	Added Value
Oct. 1	SA	Goodwood Stakes (Gr. I)	.3-y-o & up	.1 1/8 m.	\$.250,000g
Oct. 1	SA	Lady's Secret Stakes (Gr. I)	.3-y-o & up, f. & m.	.1 1/16 m.	.250,000g
Oct. 1	SA	Yellow Ribbon Stakes (Gr. I)	.3-y-o & up, f. & m.	.1 1/4 m. (T)	.250,000g
Oct. 1	SA	Norfolk Stakes (Gr. I)	.2-y-o	.1 1/16 m.	.250,000g
Oct. 2	SA	Oak Leaf Stakes (Gr. I)	.2-y-o f.	.1 1/16 m.	.250,000g
Oct. 2	SA	Clement L. Hirsch Turf Championship (Gr. I)	.3-y-o & up	.1 1/4 m. (T)	150,000g
Oct. 7	Fno	Harvest Stakes	.3-y-o & up, f. & m.	6 f.	.50,000+
Oct. 8	SA	Ancient Title Stakes (Gr. I)	.3-y-o & up	.6 f.	.250,000g
Oct. 8	SA	Oak Tree Mile (Gr. II)	.3-y-o & up	.1 m. (T)	150,000g
Oct. 8	SA	Swingtime Stakes	.3-y-o & up, f. & m.	.1 m. (T)	.65,000+
Oct. 9	SA	Louis R. Rowan Stakes	.3-y-o & up, f. & m.	6 1/2 f.	.65,000+
Oct. 9	Fno	Soviet Problem Stakes	.2-y-o, f.	.1 1/16 m.	.75,000g
Oct. 10	SA	Morvich Stakes (Gr. III)	.3-y-o & up	abt. 6 1/2 f. (T)	100,000g
Oct. 10	SA	Jack Goodman Stakes	.2-y-o	.6 f.	.65,000+
Oct. 15	SA	Oak Tree Derby (Gr. II)	.3-y-o	.1 1/8 m. (T)	150,000g
Oct. 16	SA	Harold C. Ramser Sr. Stakes (Gr. III)	.3-y-o f.	.1 m. (T)	100,000g
Oct. 16	Fno	Charlie Palmer Futurity	.3-y-o & up	.1 1/16 m.	.75,000g
Oct. 16	Fno	Bulldog Stakes	.3-y-o & up	.1 1/8 m.	.50,000+
Oct. 22	SA	Anoakia Stakes	.2-y-o, f.	.6 f.	.65,000+
Oct. 22	GG	Oakland Stakes	.3-y-o & up	.6 f.	.50,000+
California Cup XXII—Santa Anita Park Saturday, October 29, 2011—Five Stakes Races Worth \$800,000					
Oct. 29	SA	California Cup Classic Stakes Presented by City National Bank	.3-y-o & up	.1 1/8 m. (T)	175,000g
Oct. 29	SA	John Deere California Cup Distaff Stakes	.3-y-o & up, f. & m.	abt. 6 1/2 f. (T)	125,000g
Oct. 29	SA	California Cup Sprint Stakes	.3-y-o & up	.6 f.	100,000g
Oct. 29	SA	California Cup Juvenile Stakes	.2-y-o, c. & g.	.1 1/16 m.	100,000g
Oct. 29	SA	California Cup Juvenile Fillies Stakes	.2-y-o f.	.1 m. (T)	100,000g
Nov. 12	Hol	Real Quiet Stakes	.2-y-o	.1 1/16 m.	100,000
Nov. 13	Hol	Sharp Cat Stakes	.2-y-o f.	.1 1/16 m.	100,000
Nov. 19	Hol	Hollywood Turf Cup (Gr. I)	.3-y-o & up	.1 1/2 m. (T)	250,000
Nov. 20	Hol	Moccasin Stakes	.2-y-o f.	.7 f.	100,000
Nov. 24	Hol	Hollywood Prevue Stakes (Gr. III)	.2-y-o	.7 f.	100,000
Nov. 25	Hol	Matriarch Stakes (Gr. I)	.3-y-o & up, f. & m.	.1 m. (T)	250,000
Nov. 25	Hol	Miesque Stakes (Gr. III)	.2-y-o f.	.1 m. (T)	100,000
Nov. 26	Hol	Citation Handicap (Gr. I)	.3-y-o & up	.1 1/16 m. (T)	250,000
Nov. 26	Hol	Vernon O. Underwood Stakes (Gr. III)	.3-y-o & up	.6 f.	100,000
Nov. 27	Hol	Hollywood Derby (Gr. I)	.3-y-o	.1 1/4 m. (T)	250,000
Nov. 27	Hol	Generous Stakes (Gr. III)	.2-y-o	.1 m. (T)	100,000

*Purse includes money from Cal-bred Race Fund • **Purse includes money from Breeders' Cup Fund • g-Purse guaranteed • e-Estimated purse • +-Added purse

2011 REGIONAL SALE DATES

October 11 & 12 Barretts October Yearling Sale
 (Nominations closed April 22)

Important Events, Dates and California-Bred Stakes Races



CTBA Calendar

DEPARTMENT

October 2011						
SUNDAY	MONDAY	TUESDAY	WEDNESDAY	THURSDAY	FRIDAY	SATURDAY
						1
2 <small>Golden Gate Fields Closing Day</small>	3	4	5 <small>Big Fresno Fair Opening Day</small>	6	7	8
9	10 <small>Columbus Day</small>	11	12	13	14	15
16 <small>Big Fresno Fair Closing Day</small>	17	18	19 <small>Golden Gate Fields Opening Day</small>	20	21	22
23	24	25	26	27	28	29 <small>California Cup XXII</small>
30	31 <small>Halloween</small>					

CALIFORNIA-BRED/CALIFORNIA-SIRED STAKES RACES

SATURDAY, OCTOBER 29
CALIFORNIA CUP XXII
Santa Anita Park, Arcadia, Calif.

\$175,000(G) CALIFORNIA CUP CLASSIC HANDICAP
 PRESENTED BY CITY NATIONAL BANK
 3YO & UP, 1 1/8 MILES TURF

\$125,000(G) JOHN DEERE CALIFORNIA CUP DISTAFF HANDICAP
 3YO & UP, FILLIES & MARES, ABOUT 6 1/2 FURLONGS (TURF)

\$100,000(G) DONALD VALPREDO CALIFORNIA CUP SPRINT HANDICAP
 3YO & UP, 6 FURLONGS

\$100,000(G) BOB BENOIT CALIFORNIA CUP JUVENILE STAKES
 2YO COLTS & GELDINGS, 1 1/16 MILES

\$100,000(G) ROBERT H. WALTER CALIFORNIA CUP JUVENILE FILLIES STAKES
 2YO FILLIES, 1 1/16 MILES

IMPORTANT EVENTS & DATES

TUESDAY, OCTOBER 11 & WEDNESDAY, OCTOBER 12
BARRETT'S EQUINE LIMITED
OCTOBER YEARLING SALE
Hinds Pavilion (Fairplex), Pomona, Calif.

SATURDAY, OCTOBER 15
BREEDERS' CUP LIMITED
2011 FOAL NOMINATION CLOSING DATE
Breeders' Cup Limited, Lexington, Ky.

TUESDAY, OCTOBER 18
CALIFORNIA THOROUGHBRED FARM MANAGERS ASSOCIATION (CTFMA)
MONTHLY MEETING
San Luis Rey Downs Country Club, Bonsall, Calif.

THURSDAY, OCTOBER 20
CALIFORNIA HORSE RACING BOARD (CHRB)
MONTHLY BOARD MEETING
Santa Anita Park, Arcadia, Calif.

FRIDAY, OCTOBER 28
BARRETT'S EQUINE LIMITED
MARCH SALE OF SELECTED TWO-YEAR-OLDS IN TRAINING
NOMINATIONS CLOSING DATE
Hinds Pavilion (Fairplex), Pomona, Calif.



California Thoroughbred Breeders Association

201 Colorado Place, P.O. Box 60018, Arcadia, CA 91066-6018 • (626) 445-7800 • Fax (626) 574-0852



*Leading Breeders
in California*

Available Statistics Through August 31, 2011

Ranking	Breeder	Total Earnings	Leading Earner (Sire) Earnings
1.	Old English Rancho	\$1,781,990	Acclamation (<i>Unusual Heat</i>) \$1,036,000
2.	Tommy Town Thoroughbreds LLC	1,605,395	Ain't No Other (<i>Old Topper</i>) \$178,270
3.	Harris Farms	1,552,564	Quick Enough (<i>High Brite</i>) \$152,223
4.	Benjamin C. Warren	1,212,833	Warren's Knockout (<i>Stormed</i>) \$140,348
5.	Mr. & Mrs. Larry D. Williams	1,091,517	Yodelen Dan (<i>Swiss Yodeler</i>) \$145,084
6.	Mr. & Mrs. Martin J. Wygod	1,026,928	Visual Intensity (<i>Benchmark</i>) \$61,140
7.	Terry C. Lovingier	612,674	Willa B Awesome (<i>Awesome Gambler</i>) \$72,226
8.	Betty L. Mabee & Larry Mabee	547,010	Evening Jewel (<i>Northern Afleet</i>) \$205,456
9.	Rancho San Miguel	490,472	Coalbanks Landing (<i>Formal Gold</i>) \$68,670
10.	Rod & Lorraine Rodriguez	484,976	Halo Dolly (<i>Popular</i>) \$193,370
11.	BnD Chase Thoroughbreds & Elven Adams	478,000	Ultra Blend (<i>Richly Blended</i>) \$478,000
12.	Mike Machowsky	447,585	Caracortado (<i>Cat Dreams</i>) \$447,585
13.	R. Gregg Anderson	419,753	Amazombie (<i>Northern Afleet</i>) \$367,000
14.	Nick Alexander	402,801	Carrie Rose (<i>Old Topper</i>) \$80,188
15.	David Abrams & Madeline Auerbach	388,656	Jax El (<i>Unusual Heat</i>) \$162,460
16.	Charlotte M. Wrathier	358,374	La Sombre (<i>Unusual Heat</i>) \$64,700
17.	Revocable Trust of Dr. Mikel C. Harrington & Patricia O. Harrington	336,092	Pend Oreille (<i>Swiss Yodeler</i>) \$45,000
18.	Joseph P. Morey Jr. Revocable Trust	330,954	Trapper's Bounty (<i>Trapper</i>) \$83,274
19.	Dr. John Piconi	312,730	Heleanor Rugby (<i>Tribal Rule</i>) \$188,900
20.	Vessels Stallion Farm LLC	306,392	Legal Separation (<i>Jackpot</i>) \$121,608
21.	Harris Farms Inc. & Donald Valpredo	297,235	Unzip Me (<i>City Zip</i>) \$228,715
22.	Applebite Farms	287,193	Santabarbrabendita (<i>Unbridled Energy</i>) \$42,220
23.	Dr. & Mrs. William T. Gray	284,875	Brown is Beige (<i>Popular</i>) \$128,780
24.	Madeline Auerbach, David Abrams & Sonny Pais	245,438	Burns (<i>Unusual Heat</i>) \$245,438
25.	Sutherland Farm Inc.	240,278	Gab Power (<i>Powerscourt (GB)</i>) \$105,048
26.	J. Paul Reddam	236,426	Joyzey Billy (<i>Momentum</i>) \$41,634
27.	Special T Thoroughbreds Inc.	230,137	Raetodandy (<i>Freespool</i>) \$141,536
28.	Old English Rancho & Patsy & Sal Berumen	219,611	Tropical Heat (<i>Unusual Heat</i>) \$42,928
29.	Madera Thoroughbreds	215,052	Soul Candy (<i>Birdonthewire</i>) \$97,000
30.	Brett Mason	213,354	Bleach Blonde (<i>Marino Marini</i>) \$99,028
31.	Curtis C. & Lila Lee Lanning	212,921	Bertran Hill (<i>Bertrando</i>) \$54,244
32.	Red Baron's Barn LLC	208,298	Adam Suances (<i>Suances (GB)</i>) \$45,400
33.	Sunset Stables	202,832	Millie N Marie (<i>Gotham City</i>) \$34,134
34.	Richard A. Bell	200,916	Jet Set Girl (<i>Unusual Heat</i>) \$42,400
35.	Nick Cafarchia	195,839	Italian Rules (<i>Tribal Rule</i>) \$96,680
36.	King Edward Racing Stable	184,620	Liberian Freighter (<i>Bertrando</i>) \$153,000
37.	Ralph & Aury Todd	182,639	Ducky Drake (<i>Benchmark</i>) \$143,355
38.	Pablo & Michelle Suarez	180,073	California Nectar (<i>Stormy Atlantic</i>) \$151,600
39.	SLU Inc.	179,922	Senator Bob (<i>Skimming</i>) \$69,470
40.	Wesley A. Ward	179,479	Easy Ashley (<i>Bring the Heat</i>) \$49,997
41.	Daehling Ranch LLC	176,635	My Golly (<i>Alymagic</i>) \$66,708
42.	Baseline Equine LLC	176,028	Tribal Nation (<i>Tribal Rule</i>) \$76,168
43.	Doug O'Neill & Mark Gorman	175,000	Thirtyfirststreet (<i>Good Journey</i>) \$175,000
44.	James Wong	173,696	West Rule (<i>Tribal Rule</i>) \$173,696
45.	Lee & Susan Searing	170,800	Courtside (<i>Cindago</i>) \$87,720
46.	Magali Ventures LLC	169,554	Distant Glow (<i>Decarchy</i>) \$35,520
47.	Stephen B. Weissman	169,280	Sugarinthemorning (<i>Candy Ride (Arg)</i>) \$168,480
48.	Halo Farms	166,303	Miles Rules (<i>Tribal Rule</i>) \$122,120
49.	Patricia A. Youngman	151,658	Vicki Victoria (<i>Swiss Yodeler</i>) \$41,600
50.	Sam & Carl Asadurian	150,696	Chiloquin (<i>Tribal Rule</i>) \$148,464

GRAND TOTAL OF EARNINGS FOR ALL BREEDERS FOR JANUARY 1 THROUGH AUGUST 31, 2011, IS \$48,354,680

The statistics contained in this ranking are compiled by The Jockey Club Information Systems Inc. While every effort is made to prevent errors and omissions, *California Thoroughbred* cannot guarantee their complete and total accuracy. Statistics cover California-bred foals racing in North America (U. S., Canada and Puerto Rico), Argentina, Australia, England, France, Germany, Hong Kong, Ireland, Italy, Japan, Mexico, Saudi Arabia and the United Arab Emirates only.

Standing For 2012 Breeding Season

BONNRITA

Dark Bay or Brown Horse; Feb. 19, 2002

Bonnrita
Foaled in Kentucky

Gulch, 84 b

Icanseeyounow, 96 dk b

Mr. Prospector, 70 b

Jameela, 76 dk b

Deputy Minister, 79 dk b

Real Jenny, 80 dk b

Raise a Native, 61 ch

Gold Digger, 62 b

Rambunctious, 60 b


Asbury Mary, 69 b

Vice Regent, 67 ch

Mint Copy, 70 dk b

Valid Appeal, 72 b

Child Bride, 71 dk b



The Only Son of GULCH to stand in California

By **GULCH** (1984), champion sprinter in U. S., Stakes winner of \$3,095,521, 1st Breeders' Cup Sprint (**G1**), etc. Among the leading sires in U. S., sire of 20 crops of racing age, 1,100 foals, 910 starters, 72 stakes winners, 1 champion, 642 winners of 2,304 races and earnings of \$86,008,667 U. S., including **THUNDER GULCH**

(Champion in U. S., \$2,915,086, 1st Kentucky Derby (**G1**), etc.), **NAYEF** (Hwt. In England and United Arab Emirates, \$3,594,157 USA, 1st Juddmonte International S. (**G1**), etc.), **EAGLE CAFE** (\$4,227,985 USA, 1st Japan Cup Dirt, etc.), **BRAVE TENDER** (\$2,708,334 USA, 1st Arlington Cup, etc.), **COURT VISION** (to 5, 2010, \$2,606,521 USA, 1st Woodbine Mile S. (**G1**), etc.), **THE CLIFF'S EDGE** (\$1,265,258, 1st Toyota Blue Grass S. (**G1**), etc.), **WALLEDA** (\$1,205,929, 1st Super Derby (**G1**), etc.), **ESTEEMED FRIEND** (\$805,237, 1st General George H. (**G1**), etc.).

First dam is by **DEPUTY MINISTER**, leading broodmare sire of more than 180 stakes winners, including **CURLIN**, **RAGS TO RICHES**, **HALFBRIDLED**, **JAZIL**, **BOB & JOHN** etc.

5 Two-year-old winners out of 7 (71.43%) in 1st dam of Bonnrita.

BREED FOR YOUR 2-YR-OLD WINNER!!

2011: Introductory fee: \$750 S&N Booking fee \$250

For INQUIRIES please contact Nancy Markwell 818 472 5626



Standing At:
RIDGELEY FARM

3901 W. Esplanade Ave., Hemet, CA 92545













Guest Forum

Noor: Preserving His Legacy

by KEN SNYDER

There are the conventional ways that one comes to own a horse—at an auction, through a trainer’s claim, etc. And then there is the way Charlotte Farmer came to own a horse named Noor (GB). The purchase price was four years of her life, a fight against politicians and developers with names like Getty, and a 2,458-mile drive from Loma Rica ranch in Grass Valley, California to a plot of ground in the Kentucky Bluegrass.

The reward for Farmer is as unconventional as the price: not purse earnings or breeding fees, but a heart touched by a truly great champion and the preservation of his legacy. Noor, you see, gained fame more than 60 years ago and died in 1974. His accomplishments, viewed through history, are astounding: He defeated the mighty Citation, horse racing’s first millionaire, in four of five meetings during 1950, and set five track record that year. As well, Charles Howard of Seabiscuit fame bought and brought the son of Nasrullah (GB) to California.

Farmer’s interest and involvement with Noor began with a question on a web site wondering if there was a plaque honoring him. The answer was the beginning for Farmer. She discovered Noor was buried in the infield of the training track at Loma Rica. More pertinent, she discovered the land was to become a real estate development. For reasons she herself has difficulty explaining, Farmer went to work blocking construction over Noor’s burial site. She first researched approximately 700 newspaper articles on Noor from the *Los Angeles Times* and San Francisco’s *Chronicle* and *Examiner*.

Through this she came “eyeball to eyeball with this horse,” as she expressed it. “I fell in love with him. I could not turn away from him.”

The 63-year-old, who walks unsteadily due to bank problems, next stood up to a Grass Valley planning commission and the Ronald Getty Trust. Her argument was simple but eloquent: “The test pilot ‘Chuck’ Yeager lives in Grass Valley, Nevada

City,” said Farmer. “Noor is being referenced as just a horse. Noor is not ‘just a horse’ as Chuck Yeager is not just a pilot.”

The outcome was more a challenge than a victory: the commission gave Farmer an 18-month window of time to exhume and re-bury Noor. The logistics of locating Noor’s exact burial spot, finding a new one and, of course, the finances to make it happen, now loomed before Farmer. Not surprisingly, when the major California racetracks where Noor gained his fame either couldn’t or wouldn’t find a place for re-burial on their grounds Farmer kept going.

The past intersected with the present, however, to provide a solution. Kittredge Collins, great-great-grandson of Charles Howard, instructed Farmer to call Michael Blowen, the founder and President of Old Friends in Georgetown, Kentucky. The farm is a retirement home for former racehorses with a brand-new cemetery for Hall of Fame horses. “I said, this is Charlotte, and he said, ‘We’ll take him.’ It was whiplash,” recounted Farmer.

A story in the *Los Angeles Times* generated a flood of donations to fund Noor’s removal and transport. Farmer then marshaled not one but two archaeologists and a removal crew that included two young men who traveled from Utah, sons of the late Burley Park, Noor’s trainer.

The next step was for Farmer and a friend, Willie Houghtby, to drive the remains in a box emblazoned with the famous red, triangle-H from Howard’s silks to Kentucky.

“Once he was put on that truck he became mine,” said Farmer through tears.

Acknowledging that many questioned her mission she said, “I didn’t set a course like this; Noor intercepted me. If you believe in destiny, he and I were supposed to meet,” and for Farmer to inherit both Noor and the preservation of his place in racing history. 🏠



NOOR (1947-1974)
*Nasrullah (GB)—
 Queen of Baghdad (GB),
 by Bahram (GB)*

Overall Record:
 31-12-5-3 & \$356,940

1950 Record:
 12-7-4-1 & \$346,940

Won Diomed Stakes,
 Santa Anita Handicap,
 San Juan Capistrano
 Handicap, Hollywood
 Gold Cup, etc.
 3rd Epsom Derby

